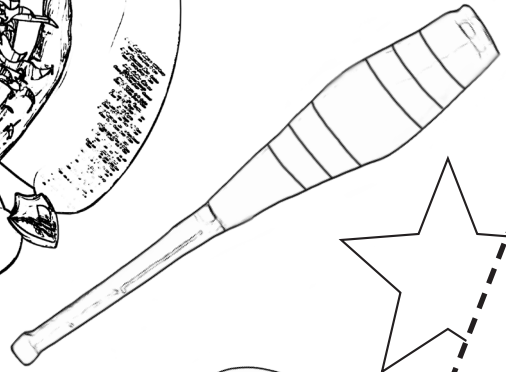
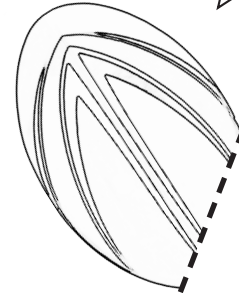


FOLD HERE



**THE**  
**SUNDAY**  
**FUNDAY**  
**SUN 15 SEPT**



**STEP 1**

**COLOUR  
YOUR  
BUNTING**

Be as creative as you like!  
Colour in the pictures and  
even add a background colour  
or pattern! Coloured card and  
paints can be used, there is  
no limit to your creativity!




Proudly supported by



**Harrison  
College**


YOUR FUTURE. YOUR CHOICE




**STEP 2**

**CUT  
OUT YOUR  
BUNTING**

Cut-out your bunting on the  
dotted line, but be sure to  
get a grown up to help you!  
Then fold the bunting using  
the crease line as a guide  
and staple or glue together!  
You can either insert some  
string to hang your bunting,  
or stick the triangles to  
your window.



THE  
SUNDAY  
FUNDAY  
SUN 15 SEPT



[DONCASTER-RACECOURSE.CO.UK](http://DONCASTER-RACECOURSE.CO.UK)

